

## **Clinical Psychology Ph.D. Program UT Austin**

### **PROGRAM'S OUTCOME RATINGS 2005-2015**

**Table 1. Current primary job category of graduates in the last 10 years**

**Table 2. Research activities since receiving Ph.D.**

**Table 3. Clinical practice activities since receiving Ph.D.**

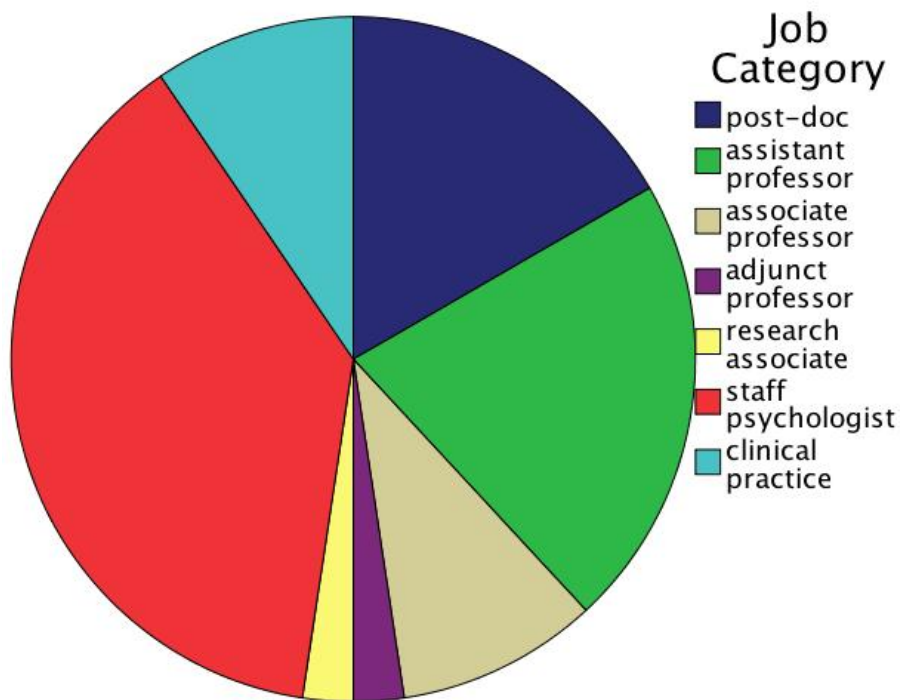
**Table 4. Teaching/mentorship activities since receiving Ph.D.**

**Table 5. Number and rate of publications**

**Table 6. Summaries of clinical science professional activities by domain**

**Table 1.** Current primary job category of graduates in the last 10 years

Job Title	Frequency	Percent
Assistant Professor	9	21
Associate Professor	4	10
Adjunct Faculty	1	2
Postdoctoral Fellow	7	17
Research Associate	1	2
Staff Psychologist	16	38
Clinical Practice	4	10



**Table 2.** Research activities since receiving Ph.D.

<b>Research Activity</b>	<b>% Endorsing</b>
Conducted or collaborated on original empirical research	77%
Conducted program evaluation or outcome assessment	37%
Authored or co-authored a poster or paper presentation at a professional meeting	74%
Authored or co-authored a published article in a professional journal	67%
Authored or co-authored a published book chapter	30%
Authored or co-authored or co-edited a published book	5%
Authored or co-authored a grant application to support work-related projects	19%
Authored or co-authored a grant application to support research	47%
Received a grant to support work-related projects	19%
Received a grant to support research	35%
Served as a research/evaluation consultant to other professional/agencies	30%
Served as a peer reviewer of manuscripts for scholarly journals	61%
Served on an editorial board of a scholarly journal	21%
My job does not entail research/scholarship activities	12%

**Table 3.** Clinical practice activities since receiving Ph.D.

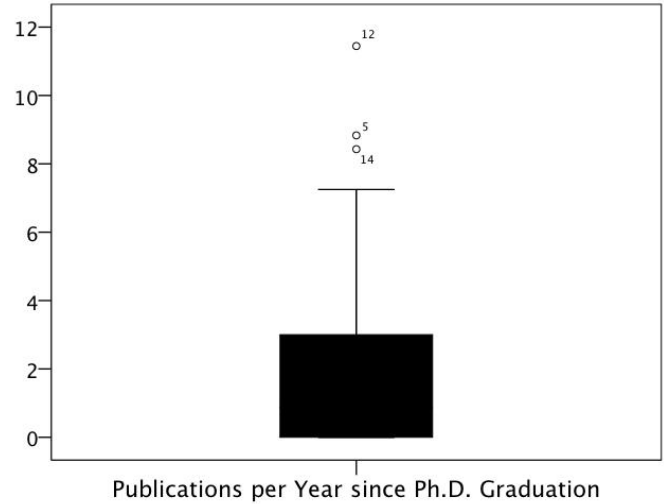
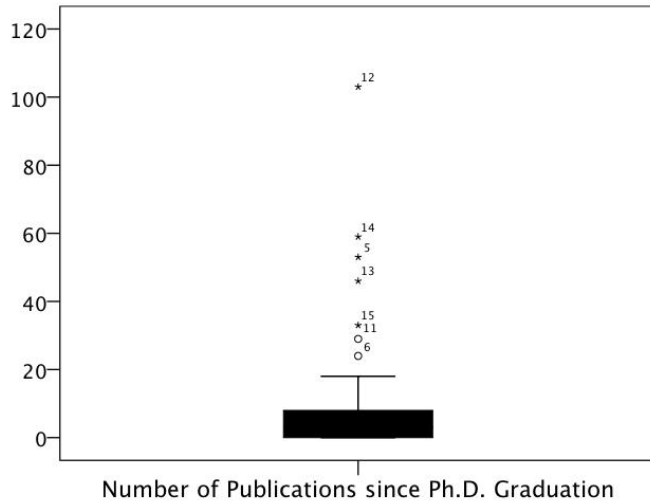
<b>Clinical Practice/Service Delivery Activity</b>	<b>% Endorsing</b>
Used some form of empirical assessment to track progress in psychotherapy	74%
Provided clinical supervision for trainees or professionals on evidence-based assessments or treatments	70%
Supervised trainees in the application of basic research evidence to clinical practice	51%
Used research to inform consultant work	70%
Served as a clinical administrator (e.g., directed a unit in a clinic/hospital, etc.)	23%
Delivered professional presentations/workshops that are evidence-based or informed by research	67%
Applied evidence-based or empirically-supported treatments	81%
Applied evidence-based or empirically-supported assessments	84%
Testified as an expert witness in legal cases	5%
Consulted the research literature to guide assessment or treatment planning	81%
Developed and tested an assessment tool or therapy approach for clinical practice	19%
My job does not entail clinical practice/ service delivery	5%

**Table 4.** Teaching/mentorship activities since receiving Ph.D.

<b>Teaching/Mentorship Activity</b>	<b>% Endorsing</b>
Provided research supervision to undergraduate student	44%
Provided research supervision to graduate students	47%
Provided research supervision to post docs, or medical students or residents	32%
Emphasized current scientific knowledge in instructional materials when teaching undergraduate courses in psychology or related disciplines	33%
Developed or consulted on curricula materials consistent with a clinical science model	21%
Served as a member of a graduate thesis or dissertation committee	23%
Mentored an undergraduate honors thesis	21%
My job does not entail teaching and/or mentorship	33%

**Table 5.** Number and rate of publications since Ph.D. graduation

Peer-reviewed journal articles or book chapters	Minimum	Maximum	Mean	Std. Deviation
# of publications since Ph.D.	0	103.00	11.12	20.63
# of publications PER YEAR since Ph.D.	0	11.44	2.05	2.80



**Table 6.** Summaries of clinical science professional activities by domain

<b>Professional Activities</b>	<b>Minimum</b>	<b>Maximum</b>	<b>Mean</b>	<b>Std. Deviation</b>
Research (13 items)	0	11	5.21	3.44
Clinical practice (11 items)	0	10	6.26	2.75
Teaching/Mentoring (8 items)	0	7	2.53	1.92