

College of Liberal Arts, 2002-2007 Cohorts: Placement of PhD Holders

Introduction

This report features the PhD-placement portion of a study looking at all graduate students who enrolled in College of Liberal Arts graduate programs between the fall of 2002 and the fall of 2007, inclusive. Because the study is based on a discrete set of enrollments, students who enrolled before the fall of 2002 are excluded, as are students who enrolled after the fall of 2007. The data presented here capture the **last-known** placements for the subset of PhD holders in our data set, as reported by the former students or by their home department, or as retrieved from online resources like LinkedIn and Academia.edu.

Our data set includes 805 PhD holders from these entry cohorts. We have placement information for 750 out of the 804 students who went on the job market (one PhD was awarded posthumously). Of the known placements, 726 (97%) are training related in the sense that a doctoral degree is a requisite for the position. 597 positions are tenured/ tenure-track, non-tenure-track, post-doctoral fellow and other academic positions. 133 of the PhD graduates hold academic positions at Association of American Universities (AAU) institutions—these positions constitute 17% of the total population of College PhDs from the 2002-2007 entry cohorts. 46 of the AAU positions are at the tenured/tenure track ranks.

Placement by Categories

We organize placement information based on the categories used by the Office of Graduate Studies at The University of Texas. We provide below placement numbers by these categories, followed by the same information with some categories combined to allow for a broader view. We then focus on academic placements, and finally on AAU placements of PhD graduates.

Information on data collection and position categories is provided in Appendix A.

2002-2007 Cohorts: Placement by Categories

Placement Category	Number of Placements in Category	% of Total Placements
Tenured/ Tenure-Track, non-AAU	262	32.6%
Non-Tenure-Track, non-AAU	144	17.9%
Private Sector/Industry	59	7.3%
Unknown	54	6.7%
Tenured/Tenure-Track, AAU	46	5.7%
Non-Tenure-Track, AAU	44	5.5%

Placement Category	Number of Placements in Category	% of Total Placements
Postdoctoral Fellows, AAU	43	5.3%
Government	40	5.0%
Postdoctoral Fellows, non-AAU	37	4.6%
Other Academic	21	2.6%
Non-Training-Related	19	2.4%
Other Training-Related	18	2.2%
Non-Profit Organizations	12	1.5%
Pursuing Another Degree	5	0.6%
College Total	804	100%

2002-2007 Cohorts: Placement by Combined Categories

Category	Number of Placements in Category	% of Total Placements
Tenured/Tenure Track	308	38.3%
Non-Tenure-Track, Post-Doctoral Fellows, Other Academic	289	35.9%
Private Sector and Industry	59	7.3%
Unknown	54	6.7%
Government and Non-Profit Organizations	52	6.5%
Non-Training-Related	19	2.4%
Other Training-Related	18	2.2%
Pursuing Another Degree	5	0.6%
College Total	804	100%

Academic Placement of PhD Graduates

74% of PhDs holders from the 2002-2007 entry cohorts found academic positions (tenured and tenure-track, non -tenure-track, post-doctoral fellow and other academic positions). We list below academic placements for each PhD-granting unit (eighteen departments, one program and one institute).

2002-2007 Cohorts: Academic Placement by PhD-Granting Unit

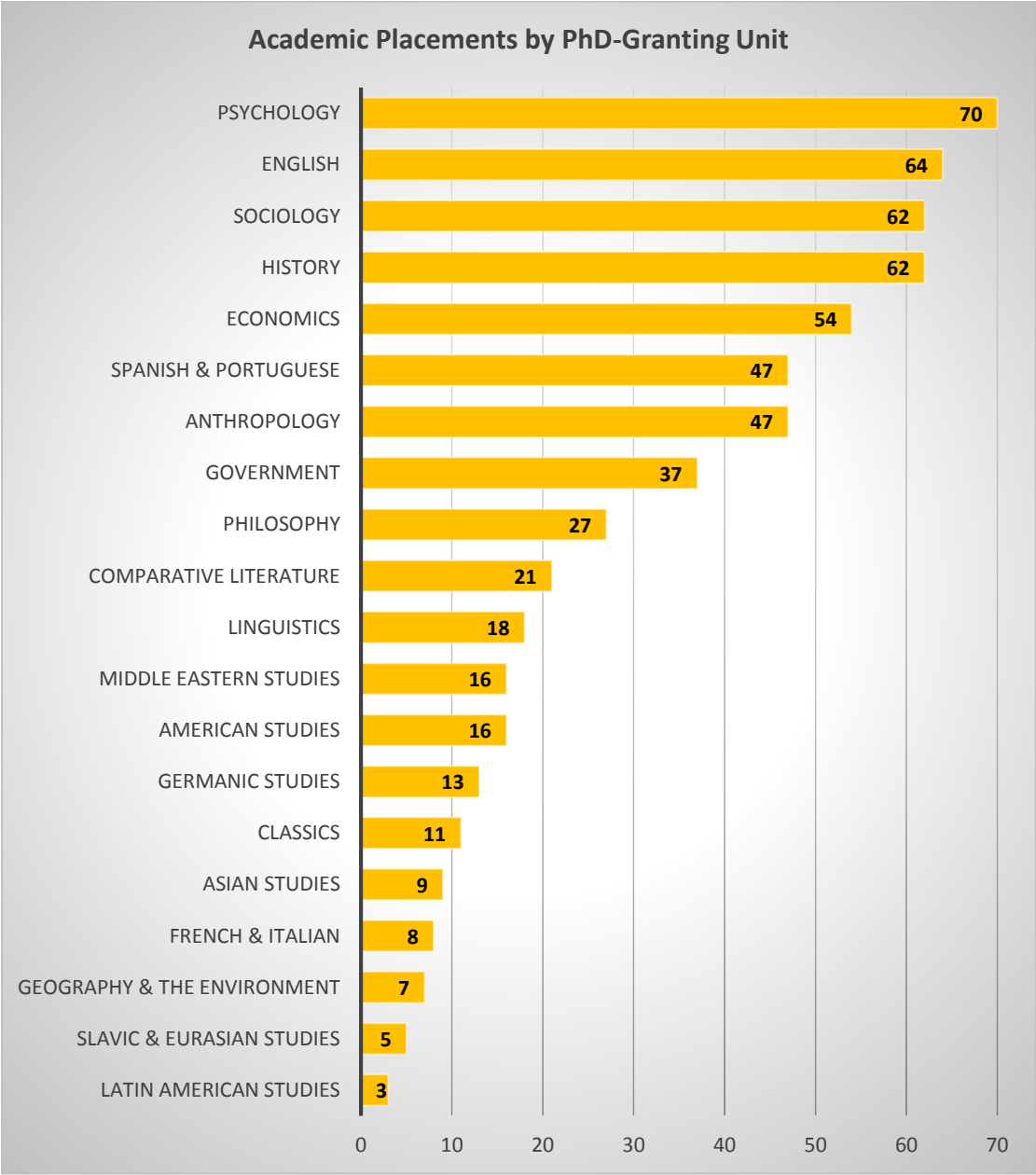
Unit	Non-Tenure-Track	Tenured/Tenure-Track	Other Academic	Post-Doctoral	Total Academic	Total PhDs	% Academic
American Studies	10	4	1	1	16	23	69.6%
Anthropology	22	15	0	10	47	63	74.6%
Asian Studies	5	4	0	0	9	11	81.8%
Classics	3	7	0	1	11	13	84.6%
Comparative Literature	11	6	1	3	21	24	87.5%
Economics	12	33	4	5	54	88	61.4%
English*	15	34	7	8	64	86	74.4%
French & Italian	3	3	1	1	8	13	61.5%
Geography & the Environment	3	2	0	2	7	16	43.8%
Germanic Studies	5	8	0	0	13	15	86.7%
Government	13	19	1	4	37	54	68.5%
History	18	34	4	6	62	82	75.6%
Linguistics	8	8	1	1	18	29	62.1%
Latin American Studies	3	0	0	0	3	4	75.0%
Middle Eastern Studies	7	9	0	0	16	16	100.0%
Philosophy	5	18	0	4	27	34	79.4%
Psychology	16	29	0	25	70	98	71.4%
Slavic & Eurasian Studies	3	2	0	0	5	5	100.0%
Sociology	9	43	1	9	62	76	81.6%
Spanish & Portuguese	17	30	0	0	47	54	87.0%
College Total	188	308	21	80	597	804	74.3%

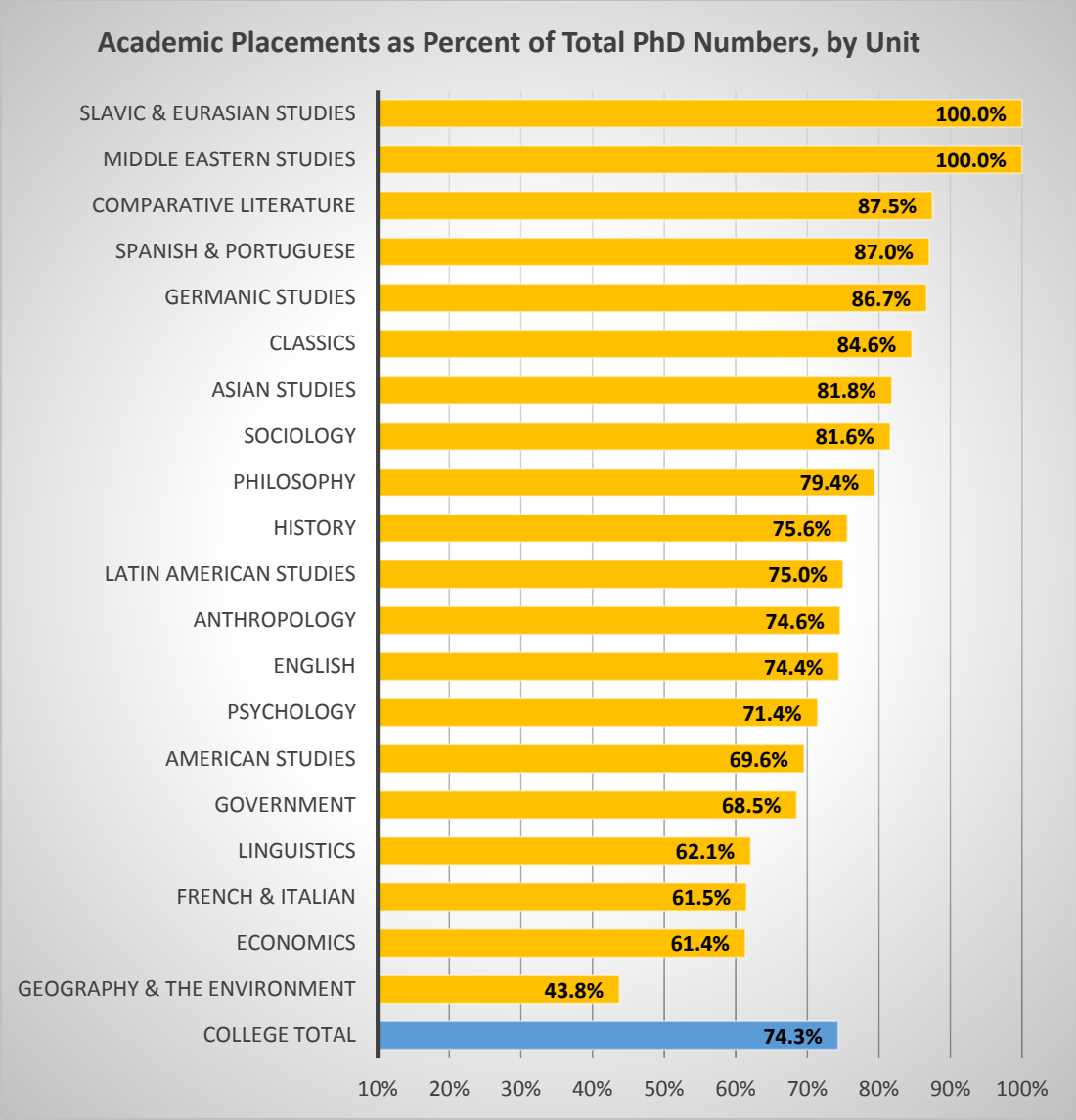
*The graduate program unit which grants the Ph.D. in English draws from the faculty of two departments: the Department of English, and the Department of Rhetoric and Writing.

Appendix B repeats the same information with AAU and non-AAU institutions counted separately.

The chart below lists the units by the absolute number of placements as an illustration of visibility. We then offer the same information by academic placements as a percent of the total

number of PhDs produced in the unit, providing an illustration of placement trends within and across our units.

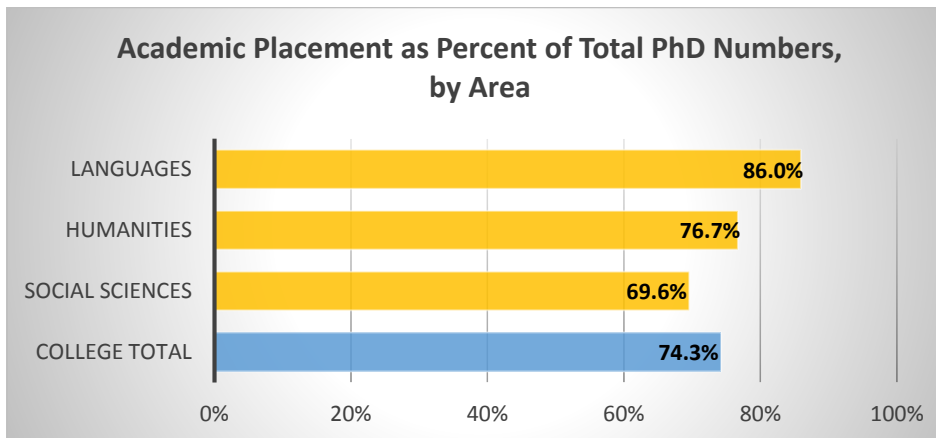
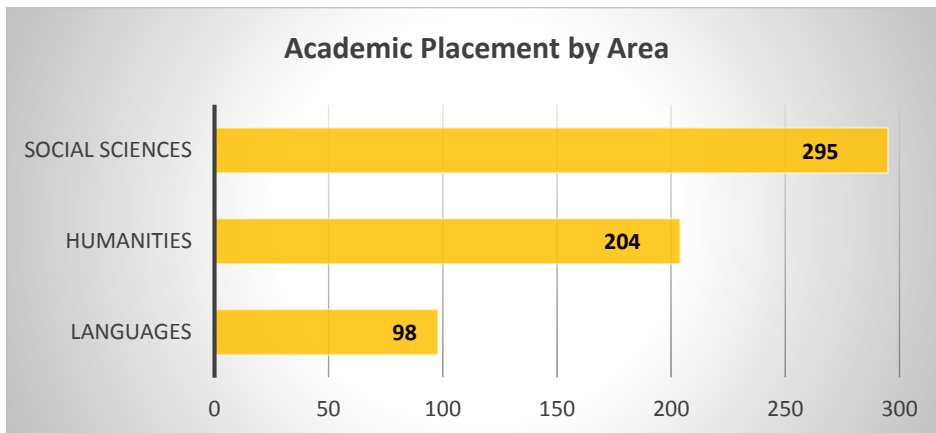




The social sciences had the largest number of academic placements (295), followed by the humanities (204) and the language departments (98). Relative to the number of PhDs they produced, language departments had the highest academic placement percentage (86%), followed by the humanities (77%) and the social sciences (70%).

2002-2007 Cohorts: Academic Placement by Area

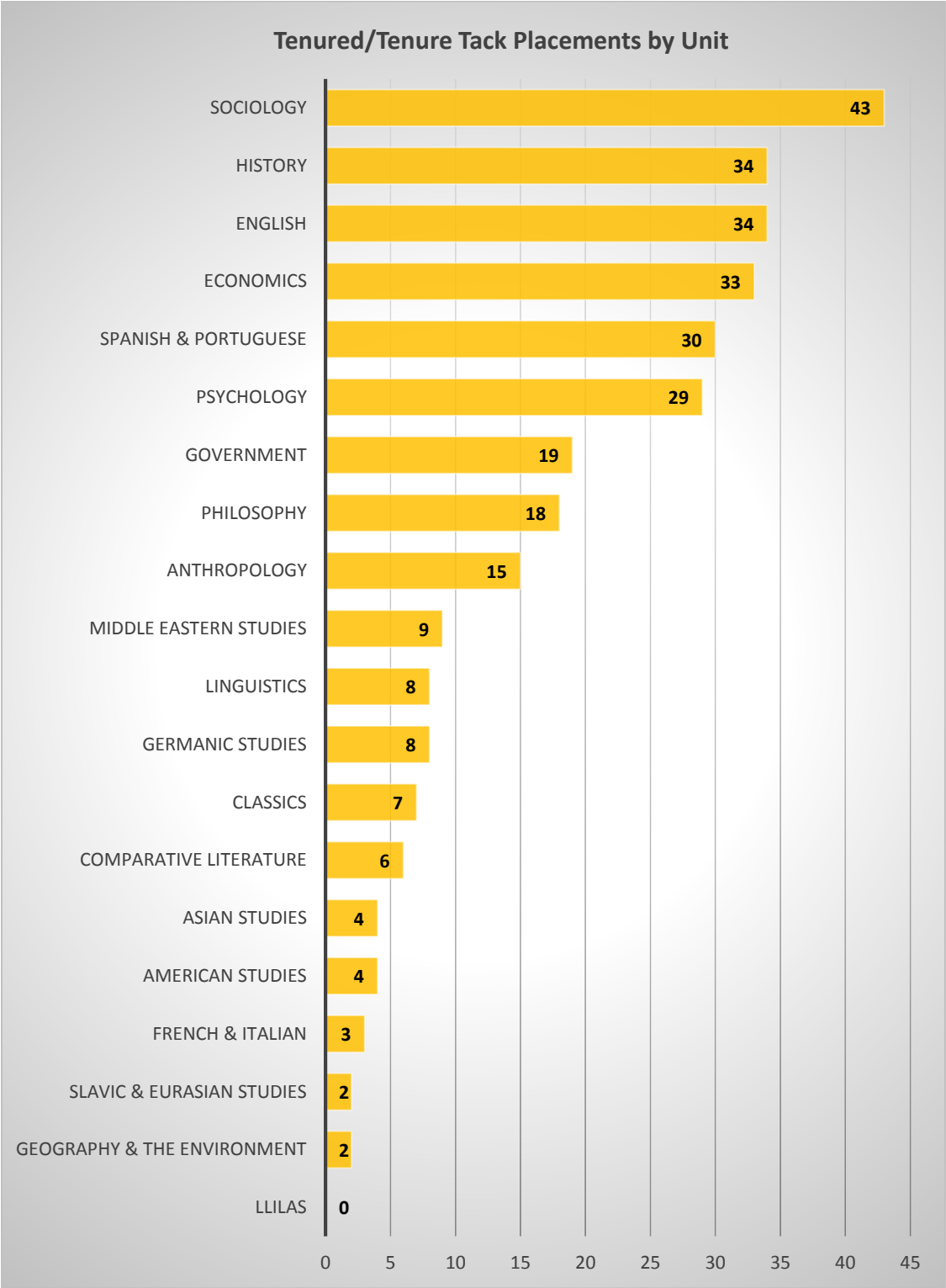
Area	Non-Tenure-Track	Tenured/Tenure-Track	Other Academic	Post-Doctoral	Total Academic	Total PhDs	% Academic
Humanities	65	103	13	23	204	266	76.7%
Languages & Cultures	40	56	1	1	98	114	86.0%
Social Sciences	83	149	7	56	295	424	69.6%
College Total	188	308	21	80	597	804	74.3%



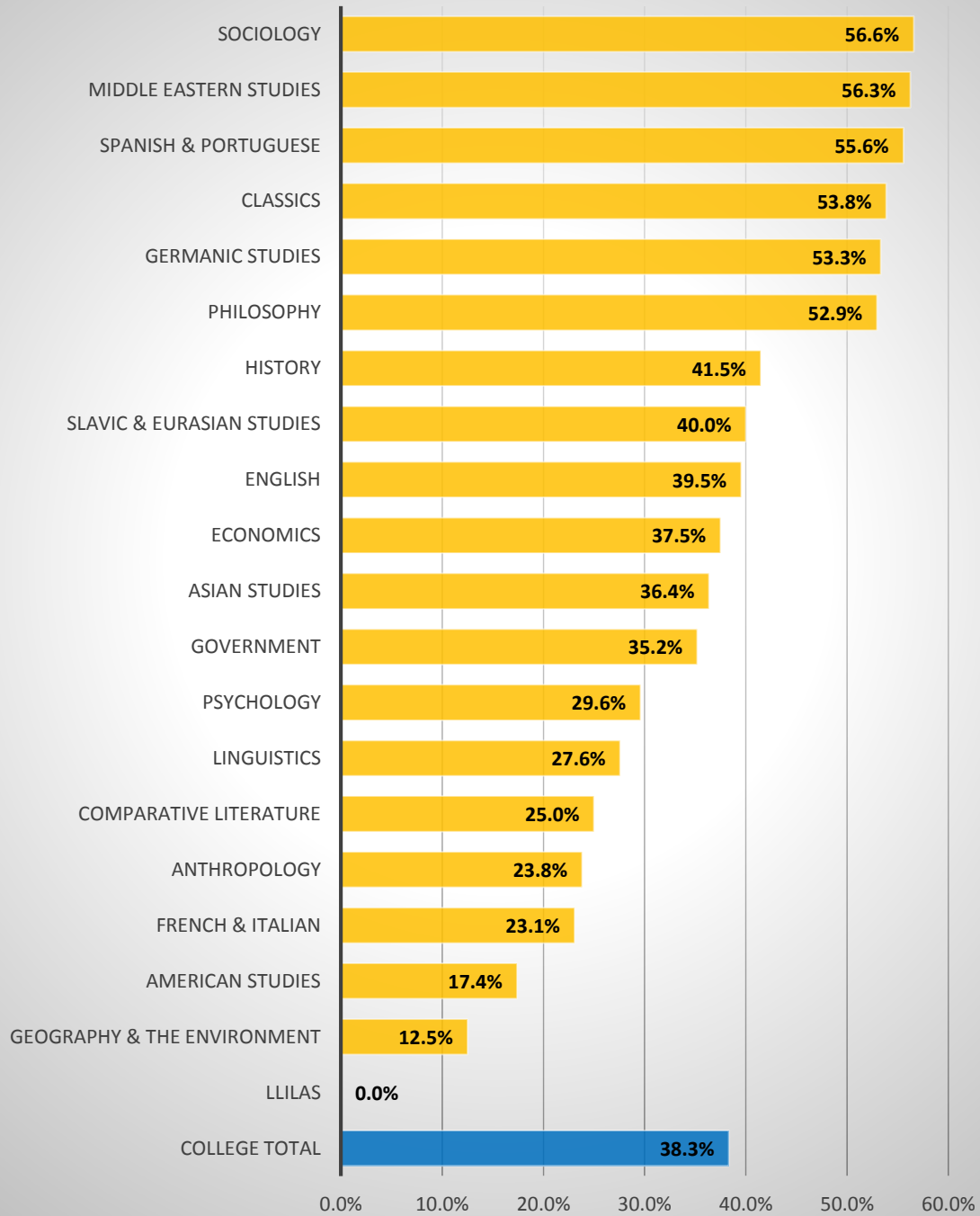
Tenured/Tenure Track Placement of PhD Graduates

308 (38%) of the 804 PhD graduates from the 2002-2007 entry cohorts placed in tenured/tenure track positions at both AAU and non-AAU institutions. We present the

distribution below first by unit and then by the placements relative to the total PhD numbers in the unit.



Tenured/Tenure Tack Placements Relative to Total PhD Numbers, by Unit



AAU Placement of PhD Graduates

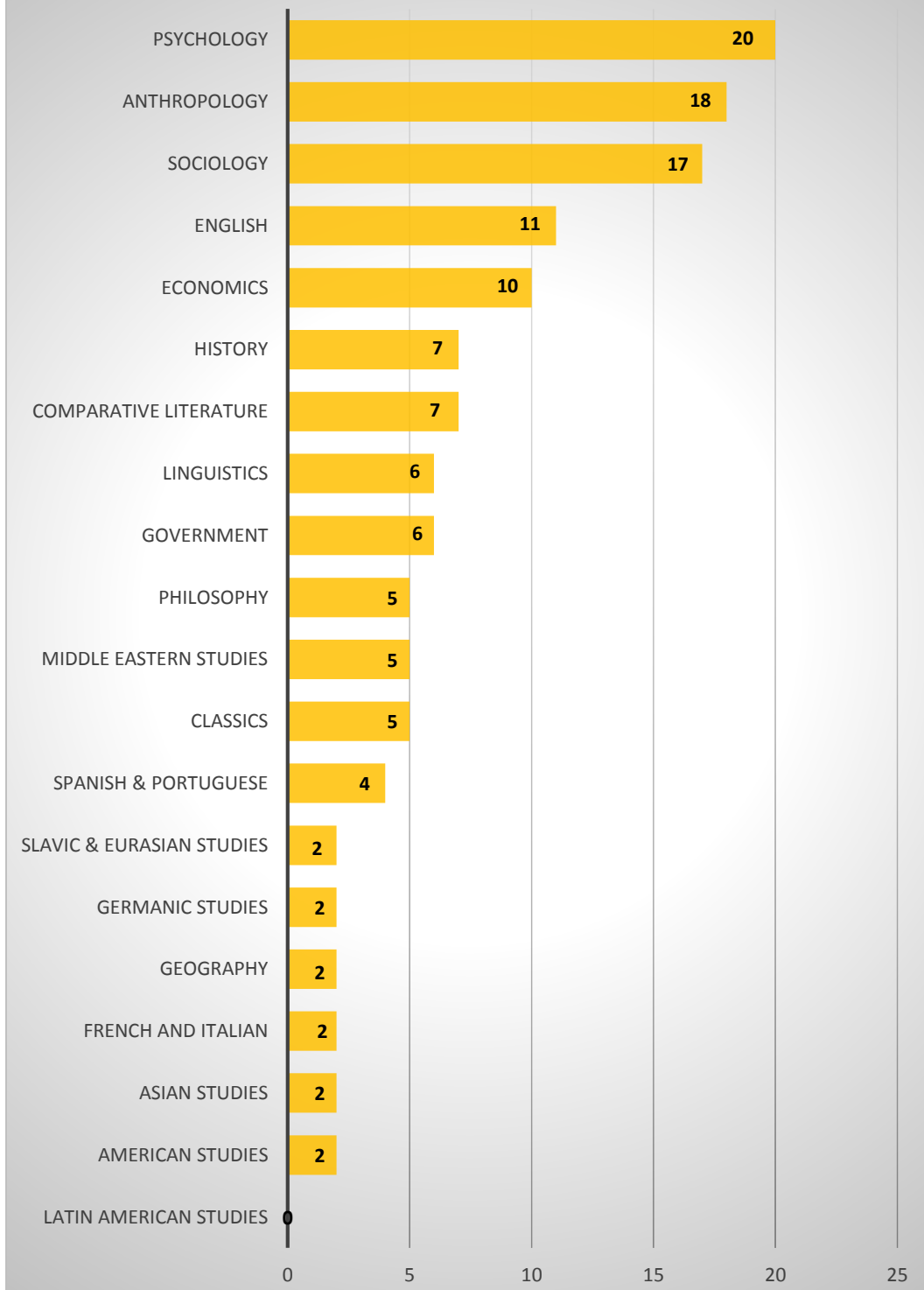
133 (17%) of the 804 PhD graduates from the 2002-2007 entry cohorts placed in AAU institutions: 46 in tenured/tenure-track positions, 44 in non-tenure-track positions, and 43 in post-doctoral fellow positions. The social sciences led in absolute numbers of AAU placements (739 placements), followed by the humanities (37) and the language departments (17). In terms of percentage of the total PhDs they produced, the social sciences led in AAU placements (19%), followed by language departments (15%) and the humanities (14%).

A list of AAU institutions in which our graduates placed is provided in Appendix C.

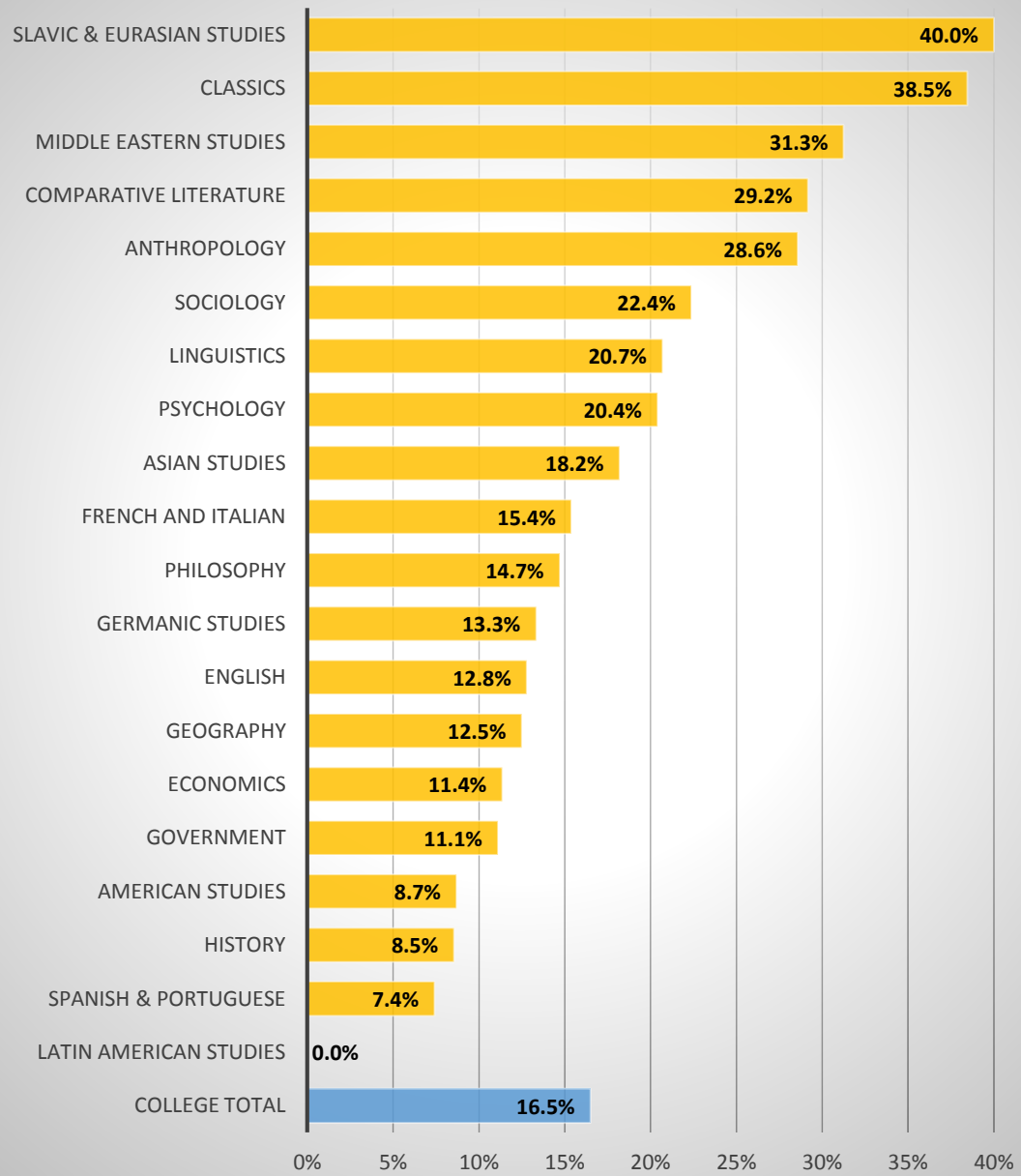
2002-2007 Cohorts: AAU Placements by Unit, including all placement categories

Unit	AAU Placements	Total PhDs	% AAU
American Studies	2	23	8.7%
Anthropology	18	63	28.6%
Asian Studies	2	11	18.2%
Classics	5	13	38.5%
Comparative Literature	7	24	29.2%
Economics	10	88	11.4%
English	11	86	12.8%
French and Italian	2	13	15.4%
Geography	2	16	12.5%
Germanic Studies	2	15	13.3%
Government	6	54	11.1%
History	7	82	8.5%
Linguistics	6	29	20.7%
Latin American Studies	0	4	0%
Middle Eastern Studies	5	16	31.3%
Philosophy	5	34	14.7%
Psychology	20	98	20.4%
Slavic & Eurasian Studies	2	5	40.0%
Sociology	17	76	22.4%
Spanish & Portuguese	4	54	7.4%
College Total	133	804	16.5%

AAU Placements by Unit

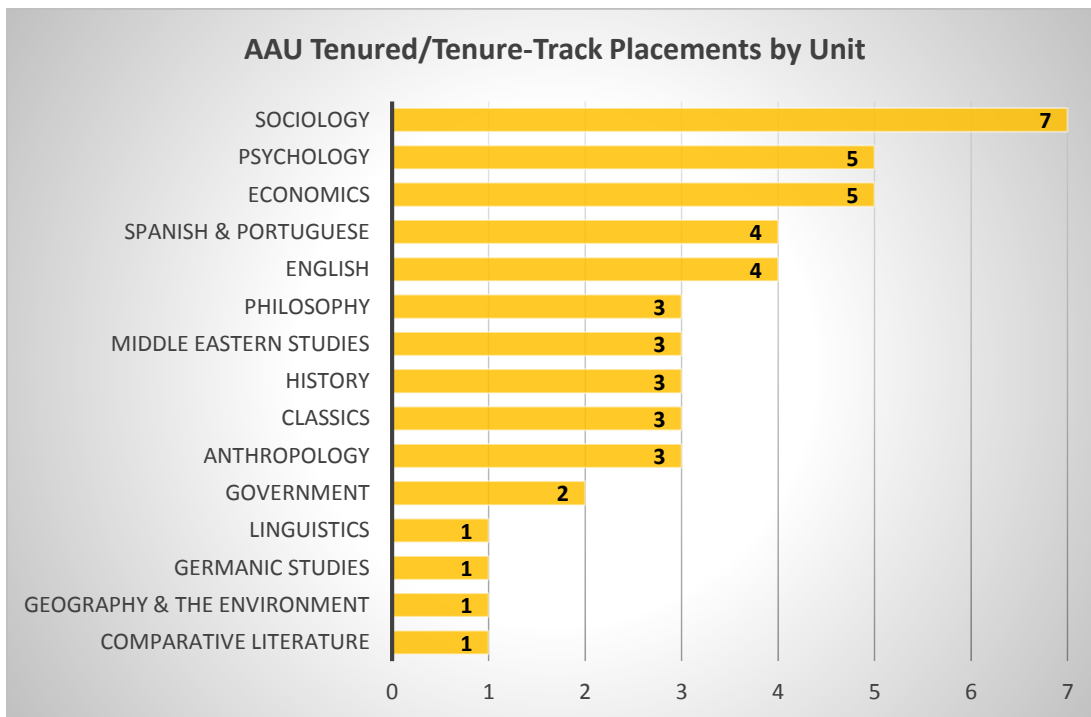


AAU Placements Relative to Total PhD Numbers, by Unit

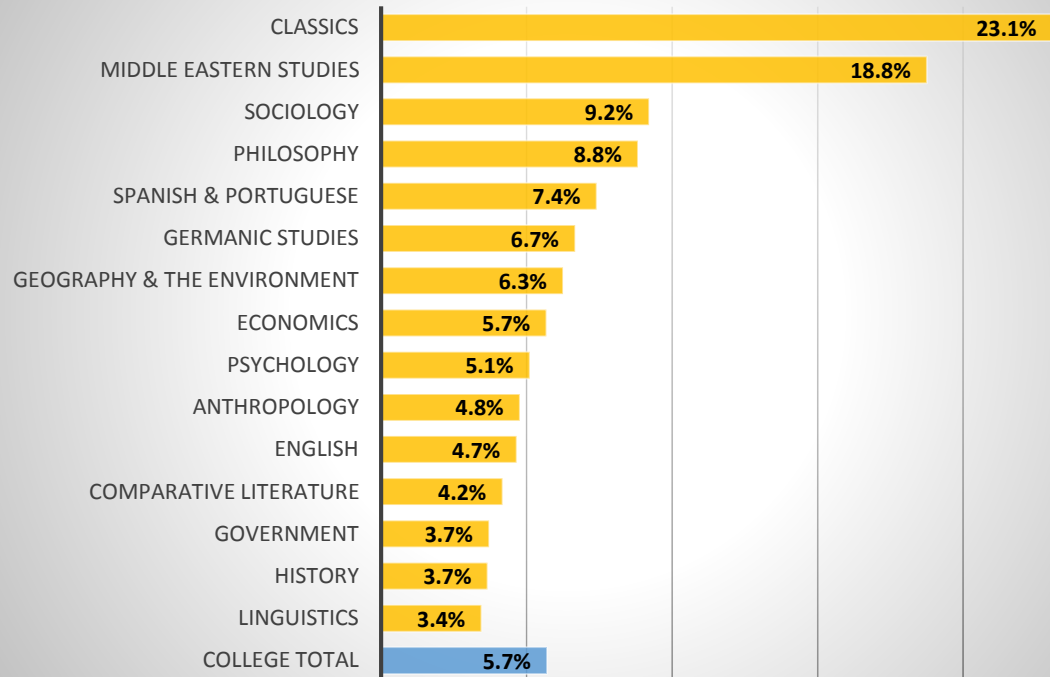


2002-2007 Cohorts: AAU Tenured/Tenure-Track Placements, by Unit

	AAU Tenured/ Tenure-Track	Total PhDs	% AAU
Anthropology	3	63	4.8%
Classics	3	13	23.1%
Comparative Literature	1	24	4.2%
Economics	5	88	5.7%
English	4	86	4.7%
Geography & the Environment	1	16	6.3%
Germanic Studies	1	15	6.7%
Government	2	54	3.7%
History	3	82	3.7%
Linguistics	1	29	3.4%
Middle Eastern Studies	3	16	18.8%
Philosophy	3	34	8.8%
Psychology	5	98	5.1%
Sociology	7	76	9.2%
Spanish & Portuguese	4	54	7.4%
College Total	46	804	5.7%

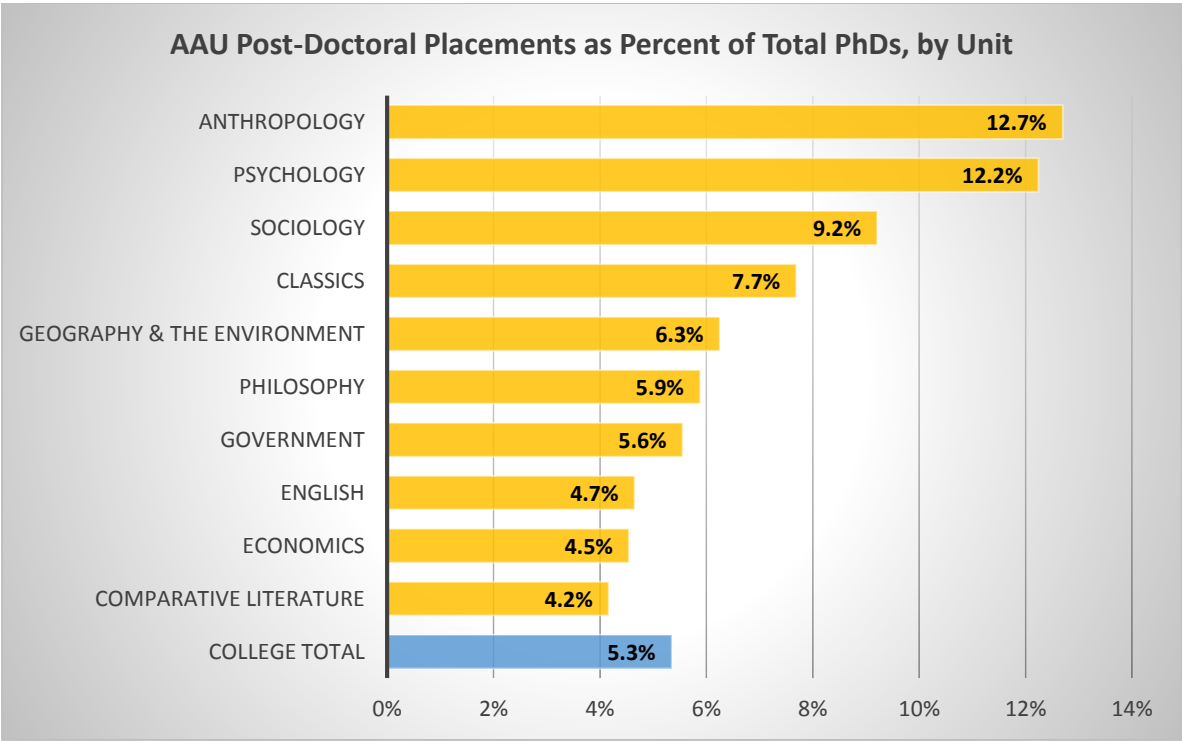



AAU Tenured/Tenure-Track Placements by Unit



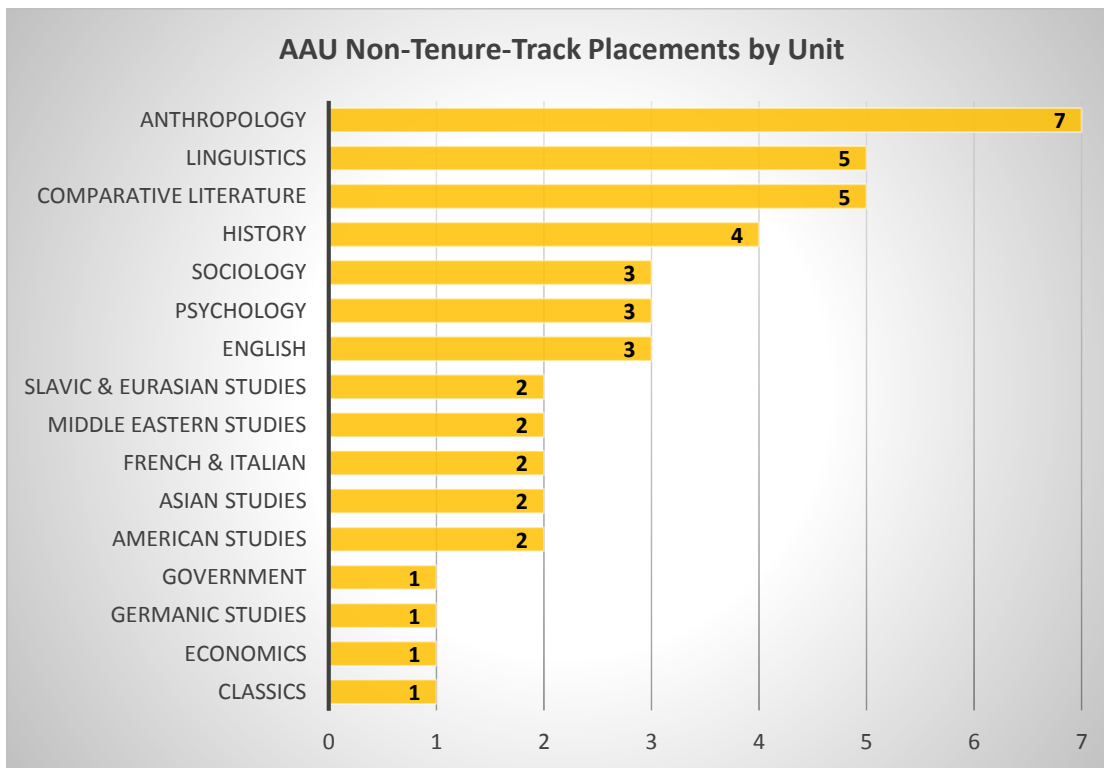
2002-2007 Cohorts: AAU Post-Doctoral Placements by Unit

Department	AAU Post-Doctoral Fellows	Total PhDs	% AAU
Anthropology	8	63	12.7%
Classics	1	13	7.7%
Comparative Literature	1	24	4.2%
Economics	4	88	4.5%
English	4	86	4.7%
Geography & the Environment	1	16	6.3%
Government	3	54	5.6%
Philosophy	2	34	5.9%
Psychology	12	98	12.2%
Sociology	7	76	9.2%
College Total	43	804	5.3%

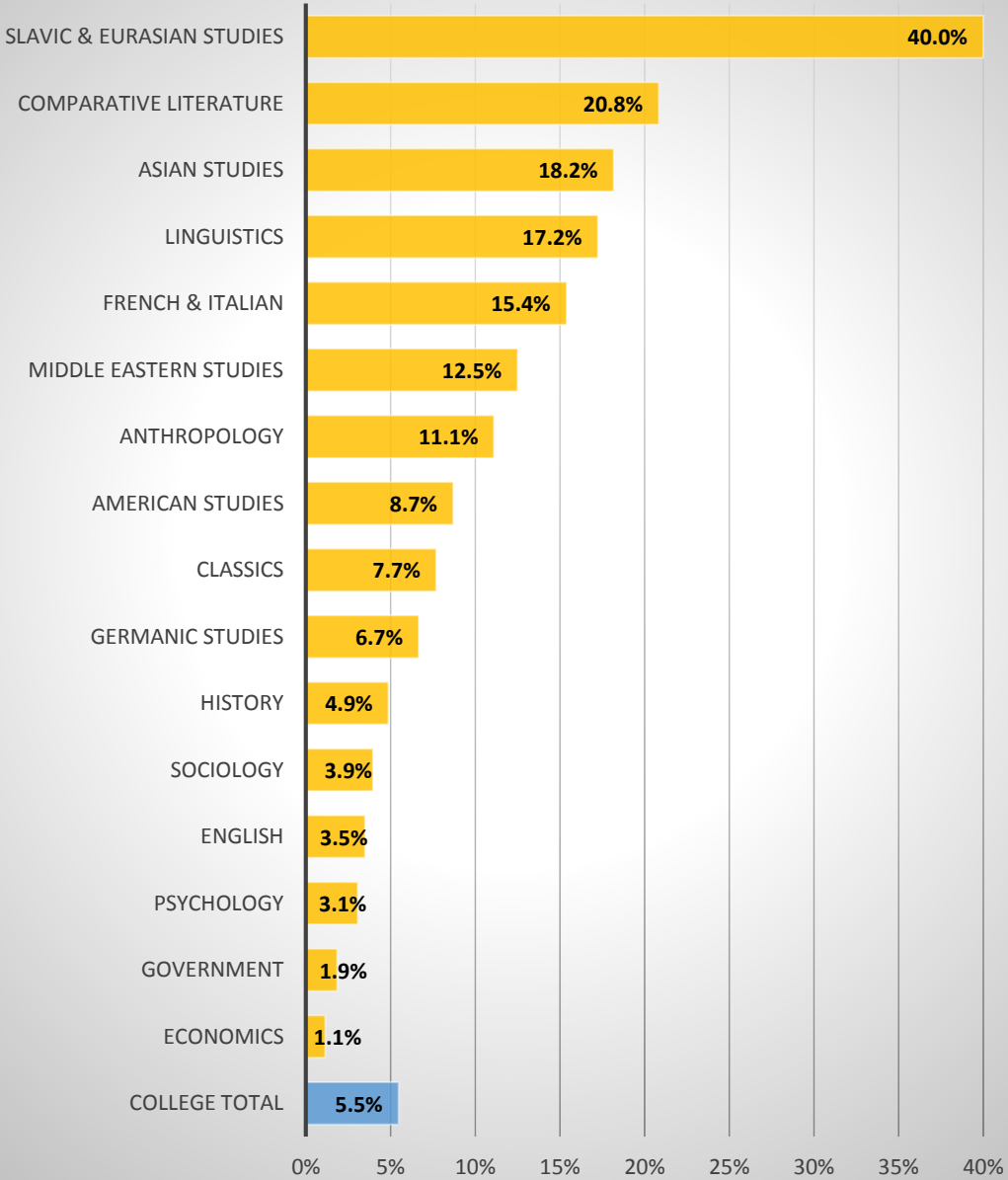


2002-2007 Cohorts: AAU Non-Tenure-Track Placements by Unit

Department	AAU Non-Tenure-Track Placements	Total PhDs	% AAU
American Studies	2	23	8.7%
Anthropology	7	63	11.1%
Asian Studies	2	11	18.2%
Classics	1	13	7.7%
Comparative Literature	5	24	20.8%
Economics	1	88	1.1%
English	3	86	3.5%
French & Italian	2	13	15.4%
Germanic Studies	1	15	6.7%
Government	1	54	1.9%
History	4	82	4.9%
Linguistics	5	29	17.2%
Middle Eastern Studies	2	16	12.5%
Psychology	3	98	3.1%
Slavic & Eurasian Studies	2	5	40.0%
Sociology	3	76	3.9%
College Total	44	804	5.5%



AAU Non-Tenure-Track Placements as Percent of Total PhDs, by Unit



Appendix A: Data Collection and Position Categories

We collected placement data in three stages: We added data available through the Graduate Student Information System (GSIS) to our list of PhD recipients from the 2002-2007 entry cohorts; we then updated these data based on internet searches for each graduate, working with departmental placement web pages and a variety of internet resources like LinkedIn and Academia.edu. We sent the updated information to individual PhD-granting units, where the data were further updated based on knowledge available to the units.

Our entry cohorts extend from fall 2002 to fall 2007, inclusive. Because the study is based on a discrete set of enrollments, students who enrolled before the fall of 2002 were excluded, as were students who enrolled after the fall of 2007. A final request for updates went out in late fall 2014, and the report represent our best knowledge as of the early spring of 2015.

Only students whose PhD is in the College of Liberal Arts were included in our data—we excluded students who entered a Liberal-Arts unit but whose PhD was in another college.

The attribution to unit is based on the PhD awarded. A student who entered in History and received her PhD in Government is counted under Government.

In categorizing the placement data we used the GSIS categories in the “Department Summary—Initial Placements, by Student Cohort” reports: Tenured/ Tenure-Track; Non-Tenured; Postdoc; Other Academic; Government; Non-Profit; Private Sector/ Industry; Other; Unknown.

We fine-tuned the categories of Tenured/ Tenure-Track, Non-Tenured and Postdoc to separate AAU from non-AAU institutions in each category. As we looked specifically at AAU institutions, we included among the non-AAU placements positions in highly-ranked international institutions like the Max Planck Institute, Oxford, Nanyang Technological University, University of New South Wales, University of Sidney, Lund University, Peking University, University of Edinburgh and others.

In the Government category we included federal, local and international government positions. Of the 39 government placements, 16 are federal, 13 local, and 10 international.

In the Tenured/Tenure-Track category we included full professors, associate professors and assistant professors. In the Non-Tenure-Track category we included positions such as lecturer, adjunct (...), visiting (...), professor of the practice and the like.

In the “Other Academic” category we included non-faculty positions where research is the primary activity (e.g., digital humanities curator, biostatistician) and similar positions that did not fit into the Non-Tenure-Track category.

We separated the “Other” placements of GSIS into training-related and non-training-related. In the non-training related we included positions in which it was not obvious that a PhD was a requisite for the position. This is where we counted high-school teaching positions or various tutor, advisor or freelance positions where the information available on the school or the particular job held by the graduate did not allow us to assume that the PhD was a requisite.

We grouped departments as follows:

Humanities: American Studies, Classics, Comparative Literature, English, History, Philosophy, and Latin American Studies. The Teresa Lozano Long Institute of Latin American Studies is an interdisciplinary unit that produces both PhDs and MA graduates (more of the latter). The number of PhD placements included in our data set was too small to assist with a classification decision, so we made an arbitrary decision to include Latin American Studies in the Humanities.

Languages and Cultures: Asian Studies, French and Italian, Germanic Studies, Middle Eastern Studies, Slavic and Eurasian Studies, and Spanish and Portuguese.

Social Sciences: Anthropology, Economics, Geography and the Environment, Government, Linguistics, Psychology and Sociology.

Appendix B

College of Liberal Arts, 2002-2007 Cohorts: Last-Known Academic Placement of PhD Graduates, with AAU and Non-AAU Placements Counted Separately

Unit	Non-Tenured AAU	Non-Tenured non-AAU	Other Academic	Postdoc AAU	Postdoc non-AAU	Tenured/Tenure-Track AAU	Tenured/Tenure-Track non-AAU	Total Academic	Total PhDs	% Academic
American Studies	2	8	1		1		4	16	23	69.6%
Anthropology	7	15		8	2	3	12	47	63	74.6%
Asian Studies	2	3					4	9	11	81.8%
Classics	1	2		1		3	4	11	13	84.6%
Comparative Literature	5	6	1	1	2	1	5	21	24	87.5%
Economics	1	11	4	4	1	5	28	54	88	61.4%
English	3	12	7	4	4	4	30	64	86	74.4%
French & Italian	2	1	1		1		3	8	13	61.5%
Geography & the Environment		3		1	1	1	1	7	16	43.8%
Germanic Studies	1	4				1	7	13	15	86.7%
Government	1	12	1	3	1	2	17	37	54	68.5%
History	4	14	4		6	3	31	62	82	75.6%
Linguistics	5	3	1		1	1	7	18	29	62.1%
LLILAS		3						3	4	75.0%
Middle Eastern Studies	2	5				3	6	16	16	100.0%
Philosophy		5		2	2	3	15	27	34	79.4%
Psychology	3	13		12	13	5	24	70	98	71.4%
Slavic & Eurasian Studies	2	1					2	5	5	100.0%
Sociology	3	6	1	7	2	7	36	62	76	81.6%
Spanish & Portuguese		17				4	26	47	54	87.0%
College Total	44	144	21	43	37	46	262	597	804	74.3%

Appendix C

College of Liberal Arts, 2002-2007 Cohorts: AAU Placement Institutions

Tenured and Tenure-Track Positions (45 placements)

Boston University (2)
Carnegie Mellon University (1)
Columbia University (1)
Georgia Institute of Technology (1)
Indiana University, Bloomington (2)
Iowa State University (1)
McGill University, Canada (1)
Michigan State University (2)
Ohio State University (1)
Pennsylvania State University (1)
Princeton University (1)
Purdue University (3)
Rutgers University (1)
State University of New York, Stony Brook (1)
Texas A&M University, College Station (1)
University of Arizona (1)
University of California, Berkeley (1)
University of California, Davis (2)
University of Chicago (1)
University of Colorado (1)
University of Illinois (1)
University of Iowa (1)
University of Kansas (2)
University of Maryland, College Park (2)
University of Missouri (1)
University of North Carolina, Chapel Hill (1)
University of Notre Dame (1)
University of Oregon (2)
University of Texas at Austin (2)
University of Washington (3)
University of Wisconsin, Madison (2)
Vanderbilt University (1)

Non Tenure-Track Positions (44 placements)

Emory University (2)
Harvard (1)
Northwestern University (1)
Ohio State University (1)
Rice University (2)
Stanford (1)
Texas A&M University, College Station (1)

University of California, Berkeley (1)
University of California, Los Angeles (1)
University of California, Santa Barbara (1)
University of Colorado, Boulder (3)
University of Illinois at Urbana-Champaign (1)
University of Iowa (1)
University of Michigan, Ann Arbor (1)
University of Notre Dame (1)
University of Pennsylvania (1)
University of Pittsburgh (1)
University of Texas at Austin (19)
University of Virginia (1)
University of Wisconsin, Madison (1)
Washington University (1)
Yale University (1)

Post-Doctoral Fellows (43 placements)

Carnegie Mellon University (1)
Cornell University (1)
Duke University (3)
Emory (1)
Georgia Institute of Technology (1)
New York University (3)
Notre Dame University (1)
Pennsylvania State University (1)
Princeton University (2)
Rice University (3)
Stanford University (3)
Tulane University (1)
University of California, Los Angeles (3)
University of Chicago (1)
University of Illinois (1)
University of Maryland, College Park (2)
University of Michigan (3)
University of Minnesota, Twin Cities (2)
University of Pennsylvania (2)
University of Texas, Austin (6)
University of Toronto, Canada (1)
Washington University in St. Louis (1)